

STRATEGIC ADVISORY SOLUTIONS

Market Pulse

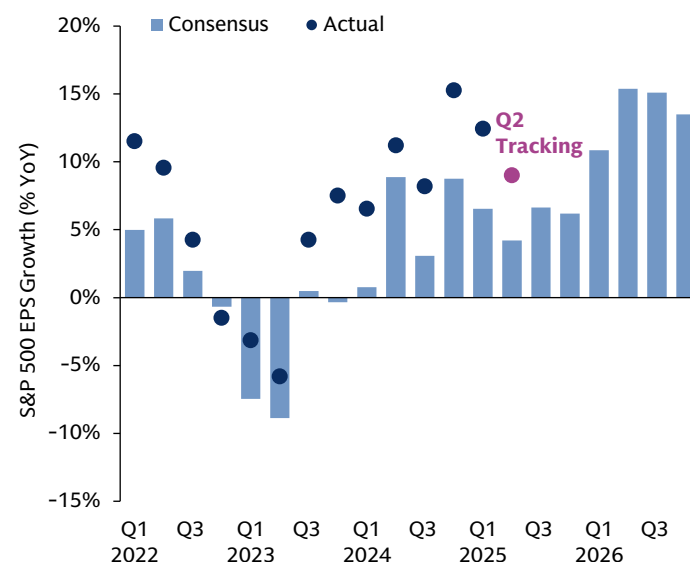
Macro Views

Growth: Trade policy continues to pose the greatest headwind to global growth in 2H 2025 as our research colleagues expect the US effective tariff rate will rise from 12% at the end of July to 17% by year-end. In the US, strong private sector balance sheets are weighed against stalling real consumption and slowing job creation. In Europe, we are cautiously optimistic due to the fiscal pickup in Germany and continued strength in Spain.

Inflation: US prices are beginning to show evidence (~20bp) of a tariff impact that we think will continue to firm in the coming months, even as underlying inflation trends back towards 2%. Meanwhile the tariff effect globally may reinforce disinflationary trends as lower demand and excess supply keep prices subdued.

Monetary Policy: As the Federal Reserve balances near-term labor market concerns with anticipated price increases, we think the FOMC will cut rates in September and resume the path of policy normalization to a terminal rate of 3.0-3.25% in 2026. The ECB may hold at 2% in September, while we expect the BoE will continue a quarterly easing pace through March 2026 – potentially further and faster than the market is pricing.

Chart of the Month: All Eyes on Earnings



Market Views

Equities: Coming into 2Q earnings season, consensus estimated S&P 500 EPS growth would decelerate to 4% YoY as tariff policy weighed on sales, margins, and investment spending. So far, US companies are on track to beat this low bar and we expect resilient earnings growth will continue to support equity prices. Globally, investors have looked through mixed reports ex-US and are focusing on the strong outlook for earnings growth in 2026.

Credit: Solid fundamentals continue to support income potential, particularly in securitized and high-yield (HY) sectors, though selectivity is key given tight spreads. Supportive market dynamics have also been a tailwind to HY as the market has shrunk due to rating upgrades and bond issuance migrating to private markets.

Currencies: We see continued dollar downside after the greenback came into the year roughly 20% overvalued, though the path forward may be more nuanced. Regional asset allocation may exert more gradual downward pressure on the dollar, while its position as the world's reserve currency still supports its status as a safe-haven asset during risk-off events originating outside the US.

Asset Class Forecasts

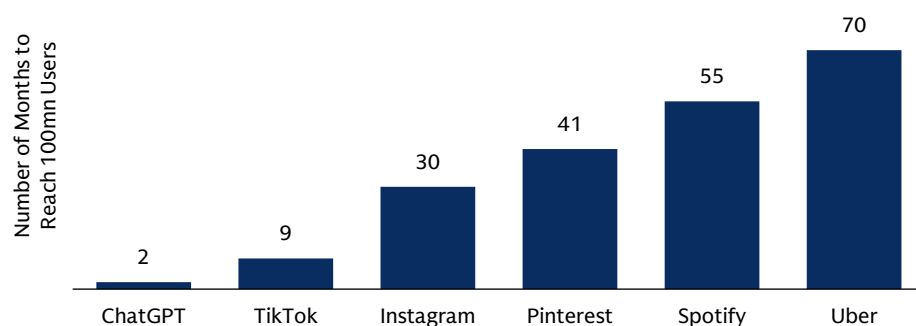
	Current	3m	12m	% Δ to 12m
Equities				
S&P 500 (\$)	6,339	6,400	6,900	8.8
STOXX Europe (€)	546	550	570	4.4
MSCI Asia-Pacific Ex Japan (\$)	654	660	700	7.1
TOPIX (¥)	2,943	3,050	3,200	8.7
Rates				
10-Year Treasury	4.4	4.2	4.2	-16 bp
10-Year Bund	2.7	2.9	3.1	42 bp
10-Year JGB	1.6	1.6	1.8	26 bp
Currencies				
Euro (€/\$)	1.14	1.17	1.25	9.4
Pound (£/\$)	1.32	1.38	1.44	8.9
Yen (\$/¥)	151	142	135	-10.4
Real Assets				
Brent Crude Oil (\$/bbl)	72.5	65	55	-24.2
London Gold (\$/troy oz)	3,296	3,370	3,920	18.9

Source: Goldman Sachs Asset Management, Goldman Sachs Global Investment Research, and MSCI. As of August 1, 2025. "We/Our" refers to Goldman Sachs Asset Management. The macro and market views expressed may differ from those of GIR and other divisions of Goldman Sachs and its affiliates. See page 3 for additional disclosures. This material is provided for educational purposes only and should not be construed as investment advice or an offer or solicitation to buy or sell securities. The economic and market forecasts presented herein are for informational purposes as of the date of this document. There can be no assurance that the forecasts will be achieved. **Past performance does not predict future returns and does not guarantee future results, which may vary.** FOR INSTITUTIONAL OR FINANCIAL INTERMEDIARIES USE ONLY – NOT FOR USE AND/OR DISTRIBUTION TO THE GENERAL PUBLIC

AI on the Rise

Artificial intelligence (AI) has the potential to be transformative to the economy, to markets, and to businesses. From a macro perspective, Goldman Sachs Global Investment Research sees AI boosting labor productivity by 15% over the next 10 years and adding \$7 trillion to global GDP. Roughly two-thirds of US jobs could be complemented by AI, creating opportunities for up-skilling and more human-generated value creation. As AI evolves and expands, we see opportunities across market capitalizations and in both public and private investments. Still, we are cognizant that technological disruption can create winners and losers.

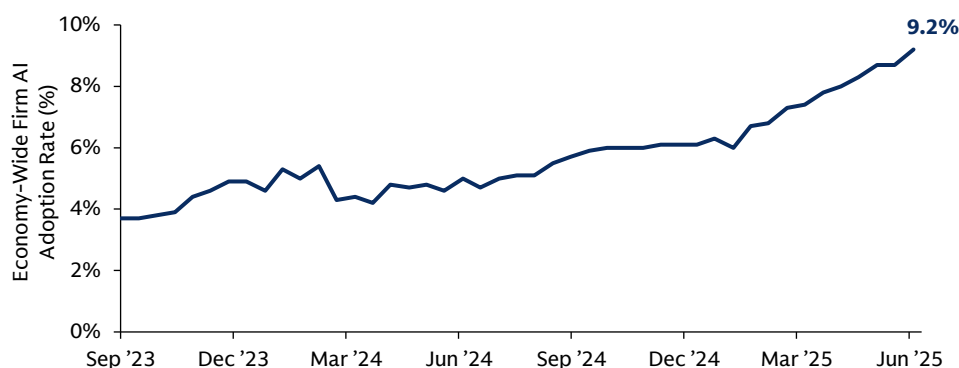
Rapid Consumer Adoption of Artificial Intelligence



Source: Yahoo Finance and Goldman Sachs Asset Management. As of June 30, 2025.

The technology adoption curve has gotten steeper in recent decades, and it took ChatGPT just two months to hit 100 million active users. Since then, several generative AI competitors have come to market. As the industry develops and disruption continues, we think there will be opportunities for multiple market leaders – particularly those that can differentiate on efficiency (price, power, compute) and expertise (sector, subject matter, etc.).

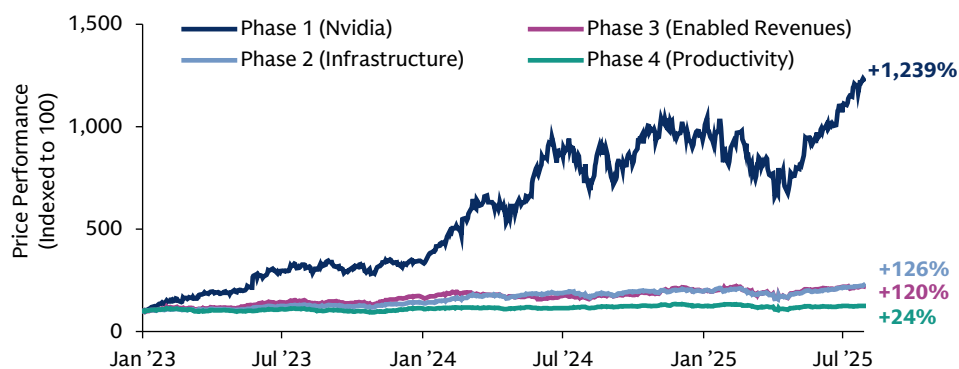
Corporate Adoption Still in Early Stages



Source: Census Bureau and Goldman Sachs Asset Management. As of June 30, 2025.

While consumer adoption has been rapid, corporate use of AI still has significant upside potential as technology advances. For example, agentic AI goes beyond chatbots to autonomous agents capable of performing complex tasks. We believe it has the potential to transform industries, from coding and finance to healthcare and manufacturing, by streamlining processes and boosting efficiency. At the same time, it offers new revenue streams for AI-exposed companies.

Phases of the AI Trade



Source: Goldman Sachs Global Investment Research and Asset Management. As of July 30, 2025.

As AI evolves, we expect the opportunity set to expand from the makers (Phase 1), to the infrastructure required to make it work, the companies that can use it to generate new revenue, and ultimately the broad market that stands to benefit from enhanced productivity. At an asset class level, we think infrastructure will be critical as data centers and power grids are built out to support mass adoption. Investors may also find beneficiaries in small caps deploying AI agents, as well as in the large cap hyperscalers.

“We/Our” refers to Goldman Sachs Asset Management. The economic and market forecasts presented herein are for informational purposes as of the date of this document. There is no guarantee that objectives will be met. There can be no assurance that forecasts will be achieved. Diversification does not protect an investor from market risk and does not ensure a profit. Please see additional disclosures at the end of this document. **Past performance does not predict future returns and does not guarantee future results, which may vary.**

FOR INSTITUTIONAL OR FINANCIAL INTERMEDIARIES USE ONLY – NOT FOR USE AND/OR DISTRIBUTION TO THE GENERAL PUBLIC

Important Information

1. Chart of the Month: GS Global Investment Research and GS Asset Management. As of August 1, 2025. Chart shows S&P 500 quarterly year over year (YoY) earnings per share (EPS) growth relative to consensus expectations. **Past performance does not guarantee future results, which may vary.** For illustrative purposes only. 'We' refers to Goldman Sachs Asset Management.
2. Asset Class Forecasts: Price targets of major asset classes are provided by Goldman Sachs Global Investment Research. Source: "Trading the trade deal and earnings." As of August 1, 2025.

Page 1 Definitions

Bp refers to basis point, or 1/100th of a percent

FOMC refers to the Federal Open Market Committee, the Federal Reserve's rate-setting body

ECB refers to the European Central Bank

BoE refers to the Bank of England

EPS refers to earnings per share

YoY refers to year-over-year

Pp refers to percentage points

GIR refers to Goldman Sachs Global Investment Research

Page 2 Notes

Large cap refers to large capitalization stocks, typically with a market capitalization of \$10 billion or more

Small cap refers to small capitalization stocks, typically with a market capitalization of \$250 million to \$2 billion

Top Section Notes: Chart shows the number of months it took popular apps to reach 100 million active users

Middle Section Notes: Chart shows the number of US firms reporting that they use artificial intelligence in their business

Bottom Section Notes: Chart shows the price performance of the four phases of AI adoption

Index Benchmarks

The **S&P 500 Index** is the Standard & Poor's 500 Composite Stock Prices Index of 500 stocks, an unmanaged index of common stock prices. The index figures do not reflect any deduction for fees, expenses or taxes. It is not possible to invest directly in an unmanaged index.

The **STOXX Europe 600 Index** is derived from the STOXX Europe Total Market Index (TMI) and is a subset of the STOXX Global 1800 Index. With a fixed number of 600 components, the STOXX Europe 600 Index represents large, mid and small capitalization companies across 18 countries in Europe.

The **Japan TOPIX Index** is a capitalization-weighted index of the largest companies found in the First Section of the Tokyo Stock Exchange.

The **MSCI AC Asia ex Japan Index** captures large and mid-cap representation across 2 of 3 DM countries (excluding Japan) and 8 EM countries in Asia.

Indices are unmanaged. The figures for the index reflect the reinvestment of all income or dividends, but do not reflect the deduction of any fees or expenses which would reduce returns. Investors cannot invest directly in indices.

RISK CONSIDERATIONS

Equity securities are more volatile than bonds and subject to greater risks. Foreign and emerging markets investments may be more volatile and less liquid than investments in US securities and are subject to the risks of currency fluctuations and adverse economic or political developments. Investments in commodities may be affected by changes in overall market movements, commodity index volatility, changes in interest rates or factors affecting a particular industry or commodity. The currency market affords investors a substantial degree of leverage. This leverage presents the potential for substantial profits but also entails a high degree of risk including the risk that losses may be similarly substantial. Currency fluctuations will also affect the value of an investment.

Investments in fixed income securities are subject to the risks associated with debt securities generally, including credit, liquidity, interest rate, prepayment and extension risk. Bond prices fluctuate inversely to changes in interest rates. Therefore, a general rise in interest rates can result in the decline in the bond's price. The value of securities with variable and floating interest rates are generally less sensitive to interest rate changes than securities with fixed interest rates. Variable and floating rate securities may decline in value if interest rates do not move as expected. Conversely, variable and floating rate securities will not generally rise in value if market interest rates decline. Credit risk is the risk that an issuer will default on payments of interest and principal. Credit risk is higher when investing in high yield bonds, also known as junk bonds. Prepayment risk is the risk that the issuer of a security may pay off principal more quickly than originally anticipated. Extension risk is the risk that the issuer of a security may pay off principal more slowly than originally anticipated. All fixed income investments may be worth less than their original cost upon redemption or maturity.

International securities may be more volatile and less liquid and are subject to the risks of adverse economic or political developments. International securities are subject to greater risk of loss as a result of, but not limited to, the following: inadequate regulations, volatile securities markets, adverse exchange rates, and social, political, military, regulatory, economic or environmental developments, or natural disasters.

When interest rates increase, fixed income securities will generally decline in value. Fluctuations in interest rates may also affect the yield and liquidity of fixed income securities.

Emerging markets investments may be less liquid and are subject to greater risk than developed market investments as a result of, but not limited to, the following: inadequate regulations, volatile securities markets, adverse exchange rates, and social, political, military, regulatory, economic or environmental developments, or natural disasters.

FOR INSTITUTIONAL OR FINANCIAL INTERMEDIARIES USE ONLY – NOT FOR USE AND/OR DISTRIBUTION TO THE GENERAL PUBLIC

Commodities greater volatility than investments in traditional securities. Investments in commodities may be affected by changes in overall market movements, changes in interest rates, or factors affecting a particular industry or commodity. Commodities are also subject to social, political, military, regulatory, economic, environmental or natural disaster risks.

Infrastructure investments are susceptible to various factors that may negatively impact their businesses or operations, including regulatory compliance, rising interest costs in connection with capital construction, governmental constraints that impact publicly funded projects, the effects of general economic conditions, increased competition, commodity costs, energy policies, unfavorable tax laws or accounting policies and high leverage.

The risk of foreign currency exchange rate fluctuations may cause the value of securities denominated in such foreign currency to decline in value. Currency exchange rates may fluctuate significantly over short periods of time. These risks may be more pronounced for investments in securities of issuers located in, or otherwise economically tied to, emerging countries. If applicable, investment techniques used to attempt to reduce the risk of currency movements (hedging), may not be effective. Hedging also involves additional risks associated with derivatives.

High-yield, lower-rated securities involve greater price volatility and present greater credit risks than higher-rated fixed income securities.

An investment in private credit and private equities is not suitable for all investors. Investors should carefully review and consider the potential investments, risks, charges, and expenses of private equity before investing. They are speculative, highly illiquid, involve a high degree of risk, have high fees and expenses that could reduce returns, and subject to the possibility of partial or total loss of capital. They are, therefore, intended for experienced and sophisticated long-term investors who can accept such risks.

Although certain information has been obtained from sources believed to be reliable, we do not guarantee its accuracy, completeness or fairness. We have relied upon and assumed without independent verification, the accuracy and completeness of all information available from public sources.

IMPORTANT INFORMATION

This information discusses general market activity, industry or sector trends, or other broad-based economic, market or political conditions and should not be construed as research or investment advice. This material has been prepared by Goldman Sachs Asset Management and is not financial research nor a product of Goldman Sachs Global Investment Research (GIR). It was not prepared in compliance with applicable provisions of law designed to promote the independence of financial analysis and is not subject to a prohibition on trading following the distribution of financial research. The views and opinions expressed may differ from those of Goldman Sachs Global Investment Research or other departments or divisions of Goldman Sachs and its affiliates. Investors are urged to consult with their financial advisors before buying or selling any securities. This information may not be current and Goldman Sachs Asset Management has no obligation to provide any updates or changes.

Capital is at risk.

Index Disclosures

Indices are unmanaged. The figures for the index reflect the reinvestment of all income or dividends, as applicable, but do not reflect the deduction of any fees or expenses which would reduce returns. Investors cannot invest directly in indices.

The indices referenced herein have been selected because they are well known, easily recognized by investors, and reflect those indices that the Investment Manager believes, in part based on industry practice, provide an appropriate benchmark against which to evaluate the investment or broader market described herein.

References to indices, benchmarks or other measures of relative market performance over a specified period of time are provided for your information only and do not imply that the portfolio will achieve similar results. The index composition may not reflect the manner in which a portfolio is constructed. While an adviser seeks to design a portfolio which reflects appropriate risk and return features, portfolio characteristics may deviate from those of the benchmark.

Neither MSCI nor any other party involved in or related to compiling, computing, or creating the MSCI data makes any express or implied warranties or representations with respect to such data (or the results to be obtained by the use thereof), and all such parties hereby expressly disclaim all warranties of originality, accuracy, completeness, merchantability, or fitness for a particular purpose with respect to any of such data. Without limiting any of the foregoing, in no event shall MSCI, any of its affiliates or any third party involved in or related to compiling, computing or creating the data have any liability for any direct, indirect, special, punitive, consequential or any other damages (including lost profits) even if notified of the possibility of such damages. No further distribution or dissemination of the MSCI data is permitted without MSCI's express written consent.

Views and opinions expressed are for informational purposes only and do not constitute a recommendation by Goldman Sachs Asset Management to buy, sell, or hold any security. Views and opinions are current as of the date of this document and may be subject to change, they should not be construed as investment advice.

Although certain information has been obtained from sources believed to be reliable, we do not guarantee its accuracy, completeness or fairness. We have relied upon and assumed without independent verification, the accuracy and completeness of all information available from public sources.

Economic and market forecasts presented herein reflect a series of assumptions and judgments as of the date of this document and are subject to change without notice. These forecasts do not take into account the specific investment objectives, restrictions, tax and financial situation or other needs of any specific client. Actual data will vary and may not be reflected here. These forecasts are subject to high levels of uncertainty that may affect actual performance. Accordingly, these forecasts should be viewed as merely representative of a broad range of possible outcomes. These forecasts are estimated, based on assumptions, and are subject to significant revision and may change materially as economic and market conditions change. Goldman Sachs has no obligation to provide updates or changes to these forecasts. Case studies and examples are for illustrative purposes only.

THIS MATERIAL DOES NOT CONSTITUTE AN OFFER OR SOLICITATION IN ANY JURISDICTION WHERE OR TO ANY PERSON TO WHOM IT WOULD BE UNAUTHORIZED OR UNLAWFUL TO DO SO.

Prospective investors should inform themselves as to any applicable legal requirements and taxation and exchange control regulations in the countries of their citizenship, residence or domicile which might be relevant.

FOR INSTITUTIONAL OR FINANCIAL INTERMEDIARIES USE ONLY – NOT FOR USE AND/OR DISTRIBUTION TO THE GENERAL PUBLIC

Past performance does not guarantee future results, which may vary. The value of investments and the income derived from investments will fluctuate and can go down as well as up. A loss of principal may occur.

This material is provided at your request for informational purposes only. It is not an offer or solicitation to buy or sell any securities.

This material is provided at your request solely for your use.

Regional Disclosures

Asia excluding Japan: Please note that neither Goldman Sachs Asset Management (Hong Kong) Limited (“GSAMHK”) or Goldman Sachs Asset Management (Singapore) Pte. Ltd. (Company Number: 201329851H) (“GSAMS”) nor any other entities involved in the Goldman Sachs Asset Management business that provide this material and information maintain any licenses, authorizations or registrations in Asia (other than Japan), except that it conducts businesses (subject to applicable local regulations) in and from the following jurisdictions: Hong Kong, Singapore, India and China. This material has been issued for use in or from Hong Kong by Goldman Sachs Asset Management (Hong Kong) Limited and in or from Singapore by Goldman Sachs Asset Management (Singapore) Pte. Ltd. (Company Number: 201329851H).

Australia: This material is distributed by Goldman Sachs Asset Management Australia Pty Ltd ABN 41 006 099 681, AFSL 228948 (“GSAMA”) and is intended for viewing only by wholesale clients for the purposes of section 761G of the Corporations Act 2001 (Cth). This document may not be distributed to retail clients in Australia (as that term is defined in the Corporations Act 2001 (Cth)) or to the general public. This document may not be reproduced or distributed to any person without the prior consent of GSAMA. To the extent that this document contains any statement which may be considered to be financial product advice in Australia under the Corporations Act 2001 (Cth), that advice is intended to be given to the intended recipient of this document only, being a wholesale client for the purposes of the Corporations Act 2001 (Cth). Any advice provided in this document is provided by either of the following entities. They are exempt from the requirement to hold an Australian financial services licence under the Corporations Act of Australia and therefore do not hold any Australian Financial Services Licences, and are regulated under their respective laws applicable to their jurisdictions, which differ from Australian laws. Any financial services given to any person by these entities by distributing this document in Australia are provided to such persons pursuant to the respective ASIC Class Orders and ASIC Instrument mentioned below.

* Goldman Sachs Asset Management, LP (GSAML), Goldman Sachs & Co. LLC (GSCo), pursuant ASIC Class Order 03/1100; regulated by the US Securities and Exchange Commission under US laws.

* Goldman Sachs Asset Management International (GSAMI), Goldman Sachs International (GSI), pursuant to ASIC Class Order 03/1099; regulated by the Financial Conduct Authority; GSI is also authorized by the Prudential Regulation Authority, and both entities are under UK laws.

* Goldman Sachs Asset Management (Singapore) Pte. Ltd. (GSAMS), pursuant to ASIC Class Order 03/1102; regulated by the Monetary Authority of Singapore under Singaporean laws.

* Goldman Sachs Asset Management (Hong Kong) Limited (GSAMHK), pursuant to ASIC Class Order 03/1103 and Goldman Sachs (Asia) LLC (GSALLC), pursuant to ASIC Instrument 04/0250; regulated by the Securities and Futures Commission of Hong Kong under Hong Kong laws.

No offer to acquire any interest in a fund or a financial product is being made to you in this document. If the interests or financial products do become available in the future, the offer may be arranged by GSAMA in accordance with section 911A(2)(b) of the Corporations Act. GSAMA holds Australian Financial Services Licence No. 228948. Any offer will only be made in circumstances where disclosure is not required under Part 6D.2 of the Corporations Act or a product disclosure statement is not required to be given under Part 7.9 of the Corporations Act (as relevant).

Bahrain: This material has not been reviewed by the Central Bank of Bahrain (CBB) and the CBB takes no responsibility for the accuracy of the statements or the information contained herein, or for the performance of the securities or related investment, nor shall the CBB have any liability to any person for damage or loss resulting from reliance on any statement or information contained herein. This material will not be issued, passed to, or made available to the public generally.

Canada: This document has been communicated in Canada by GSAM LP, which is registered as a portfolio manager under securities legislation in all provinces of Canada and as a commodity trading manager under the commodity futures legislation of Ontario and as a derivatives adviser under the derivatives legislation of Quebec. GSAM LP is not registered to provide investment advisory or portfolio management services in respect of exchange-traded futures or options contracts in Manitoba and is not offering to provide such investment advisory or portfolio management services in Manitoba by delivery of this material.

Columbia: Esta presentación no tiene el propósito o el efecto de iniciar, directa o indirectamente, la adquisición de un producto a prestación de un servicio por parte de Goldman Sachs Asset Management a residentes colombianos. Los productos y/o servicios de Goldman Sachs Asset Management no podrán ser ofrecidos ni promocionados en Colombia o a residentes Colombianos a menos que dicha oferta y promoción se lleve a cabo en cumplimiento del Decreto 2555 de 2010 y las otras reglas y regulaciones aplicables en materia de promoción de productos y/o servicios financieros y/o del mercado de valores en Colombia o a residentes colombianos. Al recibir esta presentación, y en caso que se decida contactar a Goldman Sachs Asset Management, cada destinatario residente en Colombia reconoce y acepta que ha contactado a Goldman Sachs Asset Management por su propia iniciativa y no como resultado de cualquier promoción o publicidad por parte de Goldman Sachs Asset Management o cualquiera de sus agentes o representantes. Los residentes colombianos reconocen que (1) la recepción de esta presentación no constituye una solicitud de los productos y/o servicios de Goldman Sachs Asset Management, y (2) que no están recibiendo ninguna oferta o promoción directa o indirecta de productos y/o servicios financieros y/o del mercado de valores por parte de Goldman Sachs Asset Management. Esta presentación es estrictamente privada y confidencial, y no podrá ser reproducida o utilizada para cualquier propósito diferente a la evaluación de una inversión potencial en los productos de Goldman Sachs Asset Management o la contratación de sus servicios por parte del destinatario de esta presentación, no podrá ser proporcionada a una persona diferente del destinatario de esta presentación.”

European Economic Area (EEA): This financial promotion is provided by Goldman Sachs Asset Management B.V. This marketing communication is disseminated by Goldman Sachs Asset Management B.V., including through its branches (“GSAM BV”). GSAM BV is authorised and regulated by the Dutch Authority for the Financial Markets (Autoriteit Financiële Markten, Vijzelgracht 50, 1017 HS Amsterdam, The Netherlands) as an alternative investment fund manager (“AIFM”) as well as a manager of undertakings for collective investment in transferable securities (“UCITS”). Under its licence as an AIFM, the Manager is authorized to provide the investment services of (i) reception and transmission of orders in financial instruments; (ii) portfolio management; and

FOR INSTITUTIONAL OR FINANCIAL INTERMEDIARIES USE ONLY – NOT FOR USE AND/OR DISTRIBUTION TO THE GENERAL PUBLIC

(iii) investment advice. Under its licence as a manager of UCITS, the Manager is authorized to provide the investment services of (i) portfolio management; and (ii) investment advice. Information about investor rights and collective redress mechanisms are available on www.gsam.com/responsible-investing (section Policies & Governance). Capital is at risk. Any claims arising out of or in connection with the terms and conditions of this disclaimer are governed by Dutch law. In the European Union, this material has been approved by either Goldman Sachs Asset Management Funds Services Limited, which is regulated by the Central Bank of Ireland or Goldman Sachs Asset Management B.V., which is regulated by The Netherlands Authority for the Financial Markets (AFM).

France: FOR PROFESSIONAL USE ONLY (WITHIN THE MEANING OF THE MIFID DIRECTIVE)- NOT FOR PUBLIC DISTRIBUTION. THIS DOCUMENT IS PROVIDED FOR SPECIFIC INFORMATION PURPOSES ONLY IN ORDER TO ENABLE THE RECIPIENT TO ASSESS THE FINANCIAL CHARACTERISTICS OF THE CONCERNED FINANCIAL INSTRUMENT(S) AS PROVIDED FOR IN ARTICLE L. 533-13-1, I, 2° OF THE FRENCH MONETARY AND FINANCIAL CODE AND DOES NOT CONSTITUTE AND MAY NOT BE USED AS MARKETING MATERIAL FOR INVESTORS OR POTENTIAL INVESTORS IN FRANCE.

Israel: This document has not been, and will not be, registered with or reviewed or approved by the Israel Securities Authority (ISA"). It is not for general circulation in Israel and may not be reproduced or used for any other purpose. Goldman Sachs Asset Management International is not licensed to provide investment advisory or management services in Israel.

Japan: This material has been issued or approved in Japan for the use of professional investors defined in Article 2 paragraph (31) of the Financial Instruments and Exchange Law ("FIEL"). Also, Any description regarding investment strategies on collective investment scheme under Article 2 paragraph (2) item 5 or item 6 of FIEL has been approved only for Qualified Institutional Investors defined in Article 10 of Cabinet Office Ordinance of Definitions under Article 2 of FIEL.

Kuwait: This material has not been approved for distribution in the State of Kuwait by the Ministry of Commerce and Industry or the Central Bank of Kuwait or any other relevant Kuwaiti government agency. The distribution of this material is, therefore, restricted in accordance with law no. 31 of 1990 and law no. 7 of 2010, as amended. No private or public offering of securities is being made in the State of Kuwait, and no agreement relating to the sale of any securities will be concluded in the State of Kuwait. No marketing, solicitation or inducement activities are being used to offer or market securities in the State of Kuwait.

Oman: The Capital Market Authority of the Sultanate of Oman (the "CMA") is not liable for the correctness or adequacy of information provided in this document or for identifying whether or not the services contemplated within this document are appropriate investment for a potential investor. The CMA shall also not be liable for any damage or loss resulting from reliance placed on the document.

Qatar: This document has not been, and will not be, registered with or reviewed or approved by the Qatar Financial Markets Authority, the Qatar Financial Centre Regulatory Authority or Qatar Central Bank and may not be publicly distributed. It is not for general circulation in the State of Qatar and may not be reproduced or used for any other purpose.

Saudi Arabia: The Capital Market Authority does not make any representation as to the accuracy or completeness of this document, and expressly disclaims any liability whatsoever for any loss arising from, or incurred in reliance upon, any part of this document. If you do not understand the contents of this document you should consult an authorised financial adviser.

South Africa: Goldman Sachs Asset Management International is authorised by the Financial Services Board of South Africa as a financial services provider.

Switzerland: For Qualified Investor use only – Not for distribution to general public. This is marketing material. This document is provided to you by Goldman Sachs Asset Management Schweiz GmbH. Any future contractual relationships will be entered into with affiliates of Goldman Sachs Asset Management Schweiz GmbH, which are domiciled outside of Switzerland. We would like to remind you that foreign (Non-Swiss) legal and regulatory systems may not provide the same level of protection in relation to client confidentiality and data protection as offered to you by Swiss law.

UAE: This document has not been approved by or filed with the Central Bank of the United Arab Emirates or the Securities and Commodities Authority. If you do not understand the contents of this document, you should consult with a financial advisor.

United Kingdom: In the United Kingdom, this material is a financial promotion and has been approved by Goldman Sachs Asset Management International, which is authorized and regulated in the United Kingdom by the Financial Conduct Authority.

CONFIDENTIALITY

No part of this material may, without Goldman Sachs Asset Management's prior written consent, be (i) copied, photocopied or duplicated in any form, by any means, or (ii) distributed to any person that is not an employee, officer, director, or authorized agent of the recipient.

© 2025 Goldman Sachs. All rights reserved.

Date of First Use: August 4, 2025. Compliance Code: 446645-OTU-2325007.

EMEA/ASIA/LATAM: 404001-TMPL-01/2025-2173651

For more information contact your Goldman Sachs sales representative.